

Syracuse University Center for Career Services

**SURVEY OF 2004 GRADUATES**

*overall summary report for*

**SYRACUSE UNIVERSITY**

This report is based upon 1,188 responses from December 2003, or May, June, and August 2004 bachelor's degree recipients. The total number of graduates surveyed was 2,383.

**OVERALL RESPONSE RATE**

**50%**

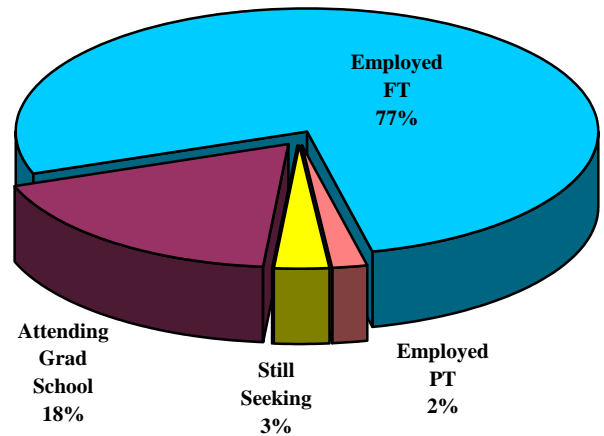
**Placement Information**

**# %**

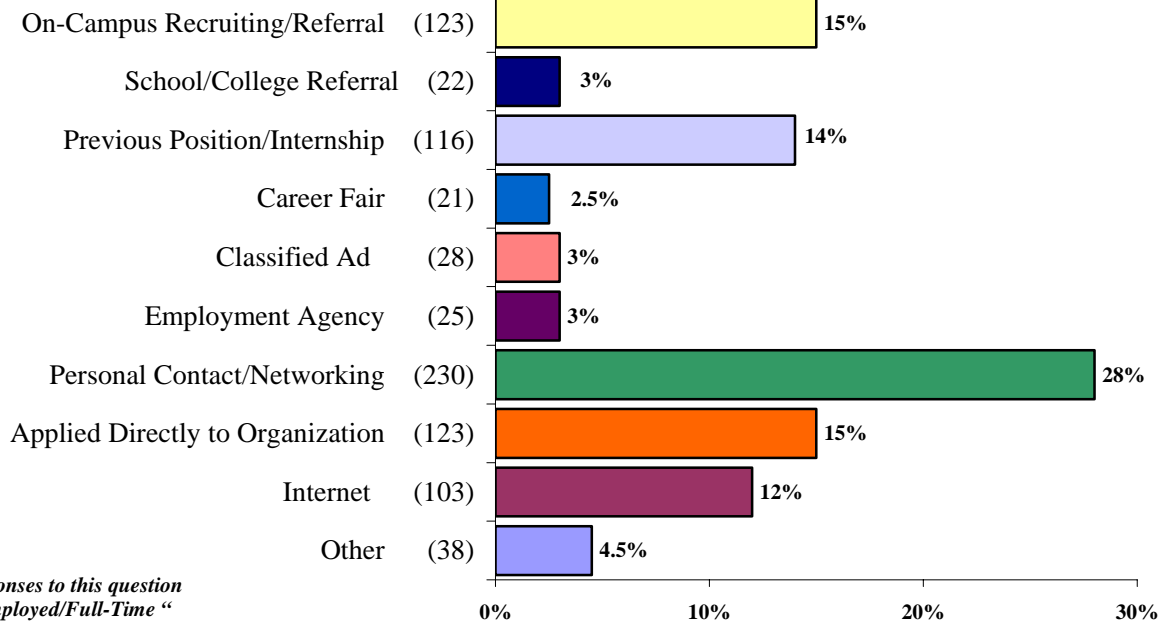
**Overview**

Employed/Full-Time *	912	77%
Employed/Part-Time	28	2%
Still Seeking Employment	38	3%
Not Seeking Employment	1	-
Graduate School/Full-Time	209	18%
<b>Total</b>	<b>1,188</b>	<b>100%</b>

*\*Position Related to Career Goals  
Based on 865 responses*



**Position Obtained Through:**



*Received 829 responses to this question from the 912 "Employed/Full-Time"*

**SURVEY OF 2004 GRADUATES**

*overall summary report for*

**SCHOOL OF ARCHITECTURE**

This report is based upon 41 responses from December 2003, or May, June, and August 2004 bachelor's degree recipients. The total number of graduates surveyed was 47.

**OVERALL RESPONSE RATE**

**87%**

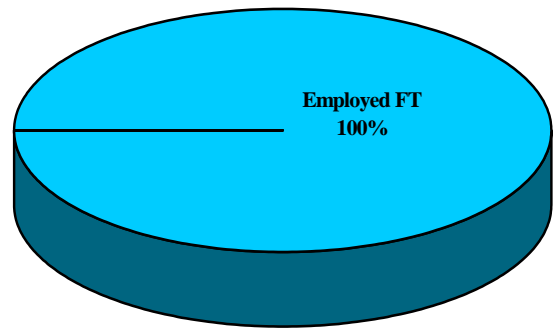
**Placement Information**

# %

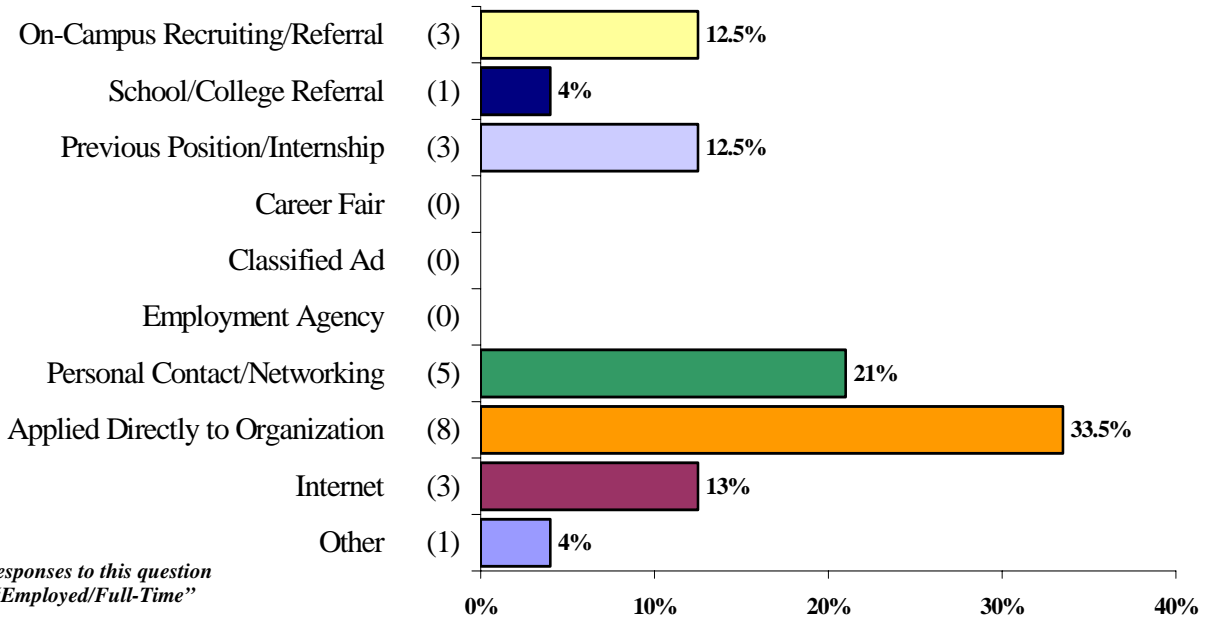
**Overview**

Employed/Full-Time *	41	100%
Employed/Part-Time	0	-
Still Seeking Employment	0	-
Not Seeking Employment	0	-
Graduate School/Full-Time	0	-
<b>Total</b>	<b>41</b>	<b>100%</b>

*\*Position Related to Career Goals  
Based on 41 responses*



**Position Obtained Through:**



*Received 24 responses to this question from the 41 "Employed/Full-Time"*

Syracuse University Center for Career Services

**SURVEY OF 2004 GRADUATES**

*overall summary report for*

**THE COLLEGE OF ARTS AND SCIENCES**

This report is based upon 351 responses from December 2003, or May, June, and August 2004 bachelor's degree recipients. The total number of graduates surveyed was 765.

**OVERALL RESPONSE RATE**

**46%**

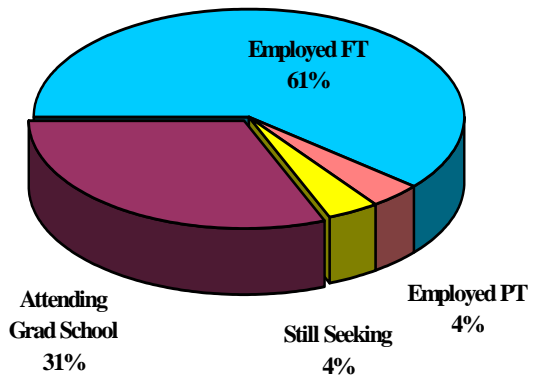
**Placement Information**

# %

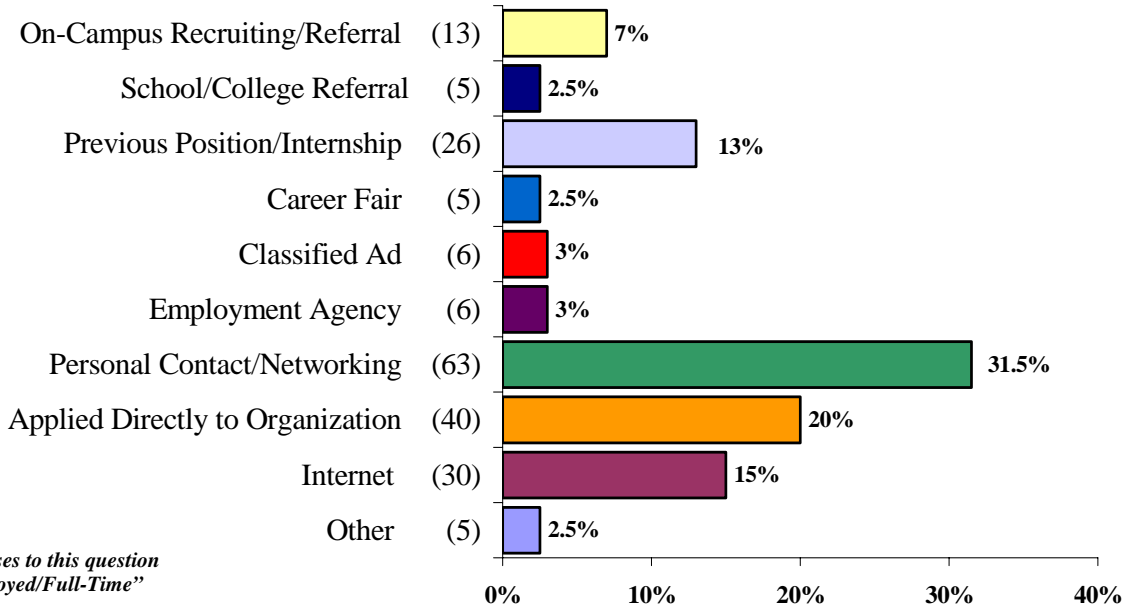
**Overview**

Employed/Full-Time *	214	61%
Employed/Part-Time	14	4%
Still Seeking Employment	13	4%
Not Seeking Employment	0	-
Graduate School/Full-Time	110	31%
<b>Total</b>	<b>351</b>	<b>100%</b>

*\*Position Related to Career Goals  
Based on 200 responses*



**Position Obtained Through:**



*Received 199 responses to this question from the 214 "Employed/Full-Time"*

# Syracuse University Center for Career Services

## SURVEY OF 2004 GRADUATES

overall summary report for

### SCHOOL OF EDUCATION

This report is based upon 18 responses from December 2003, or May, June, and August 2004 bachelor's degree recipients. The total number of graduates surveyed was 87.

**OVERALL RESPONSE RATE**

**26%**

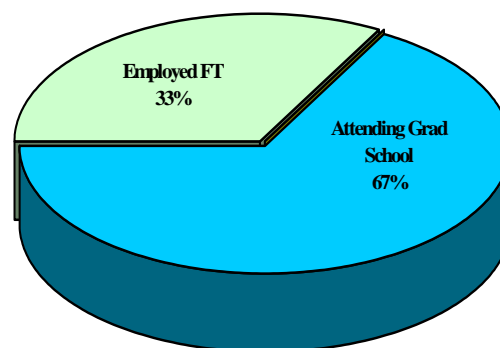
#### Placement Information

# %

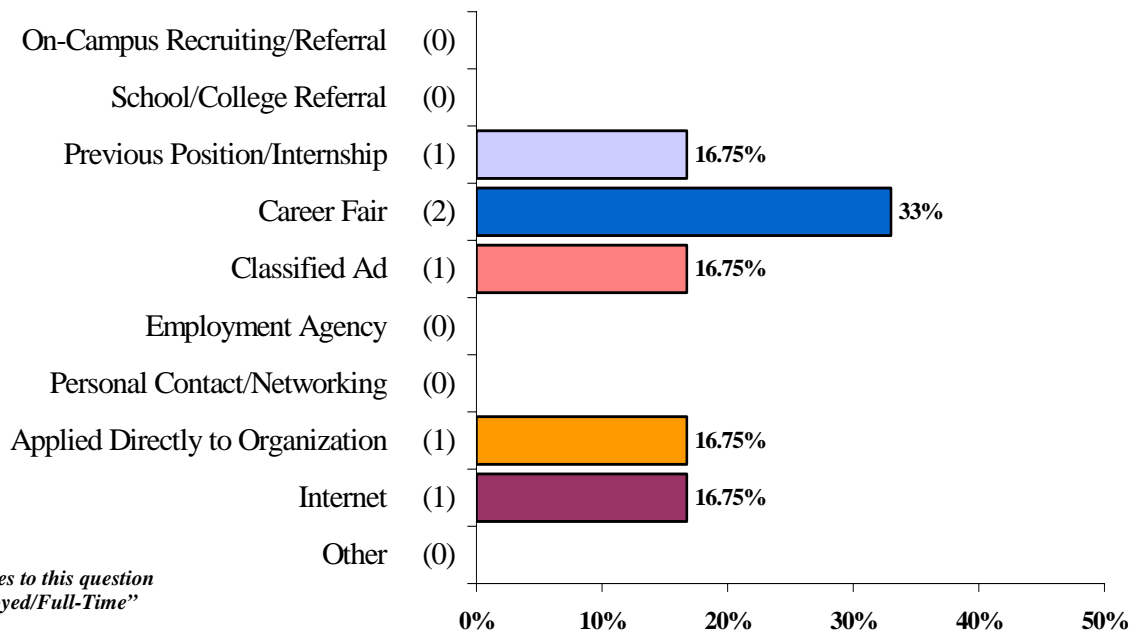
#### Overview

Employed/Full-Time *	6	33%
Employed/Part-Time	0	-
Still Seeking Employment	0	-
Not Seeking Employment	0	-
Graduate School/Full-Time	12	67%
<b>Total</b>	<b>18</b>	<b>100%</b>

\*Position Related to Career Goals  
Based on 6 responses



#### Position Obtained Through:



Received 6 responses to this question from the 6 "Employed/Full-Time"

**SURVEY OF 2004 GRADUATES**

*overall summary report for*

**L.C. SMITH COLLEGE OF  
ENGINEERING AND COMPUTER SCIENCE**

This report is based upon 75 responses from December 2003, or May, June, and August 2004 bachelor's degree recipients. The total number of graduates surveyed was 151.

**OVERALL RESPONSE RATE**

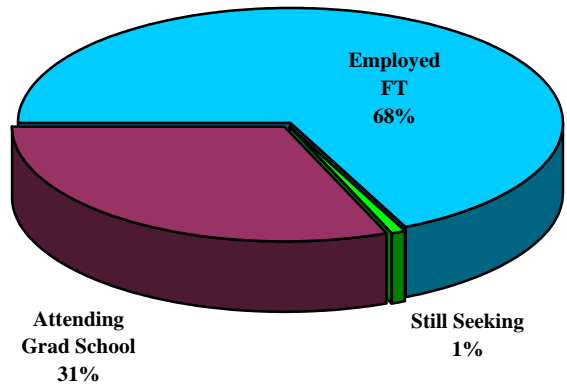
**50%**

**Placement Information**

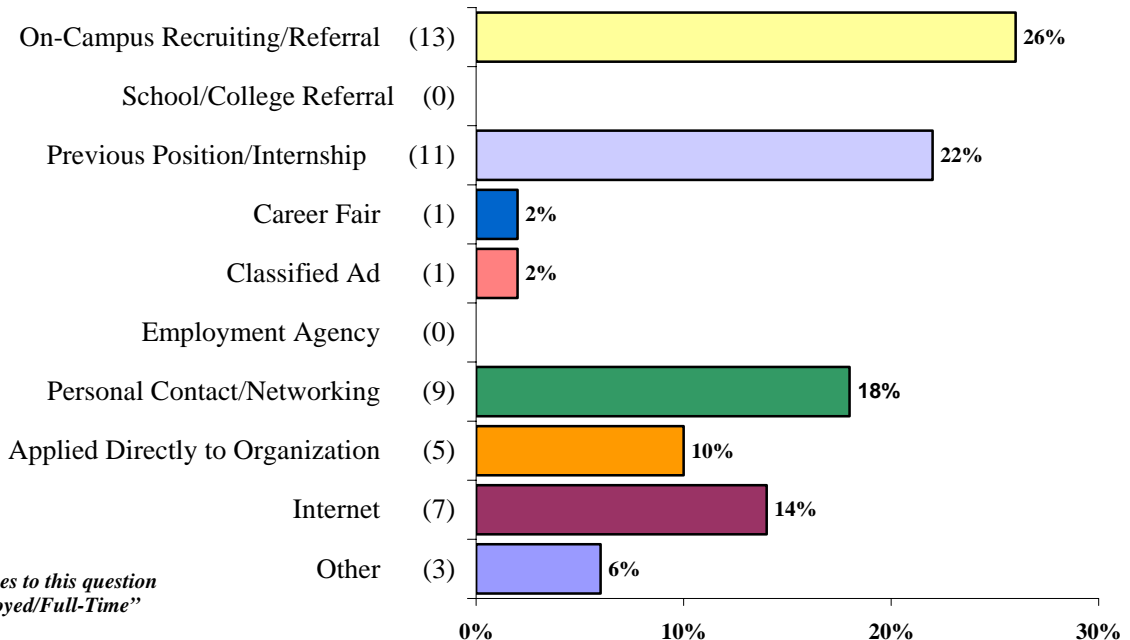
# %

**Overview**

Employed/Full-Time *	51	68%
Employed/Part-Time	0	-
Still Seeking Employment	1	1%
Not Seeking Employment	0	-
Graduate School/Full-Time	23	31%
<b>Total</b>	<b>75</b>	<b>100%</b>
<i>*Position Related to Career Goals</i>	42	82%
<i>Based on 51 responses</i>		



**Position Obtained Through:**



*Received 50 responses to this question from the 51 "Employed/Full-Time"*

# Syracuse University Center for Career Services

## SURVEY OF 2004 GRADUATES

overall summary report for

### COLLEGE OF HUMAN SERVICES AND HEALTH PROFESSIONS

This report is based upon 68 responses from December 2003, or May, June, and August 2004 bachelor's degree recipients. The total number of graduates surveyed was 127.

**OVERALL RESPONSE RATE**

**54%**

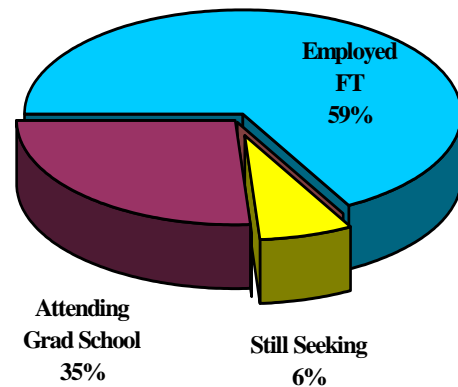
#### Placement Information

# %

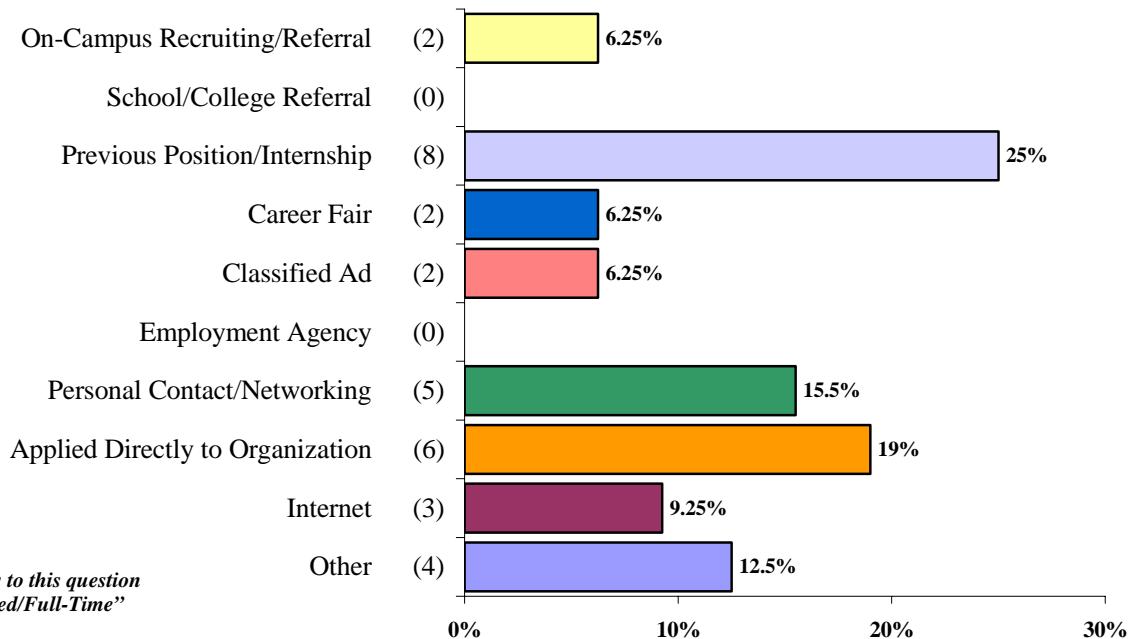
#### Overview

Employed/Full-Time *	40	59%
Employed/Part-Time	0	-
Still Seeking Employment	4	6%
Not Seeking Employment	0	-
Graduate School/Full-Time	24	35%
<b>Total</b>	<b>68</b>	<b>100%</b>

\*Position Related to Career Goals  
Based on 65 responses



#### Position Obtained Through:



Received 32 responses to this question from the 40 "Employed/Full-Time"

**SURVEY OF 2004 GRADUATES**

overall summary report for

**SCHOOL OF INFORMATION STUDIES**

This report is based upon 80 responses from December 2003, or May, June, and August 2004 bachelor's degree recipients. The total number of graduates surveyed was 139.

**OVERALL RESPONSE RATE**

**58%**

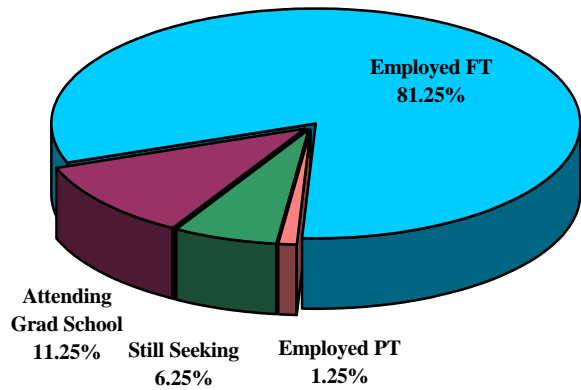
**Placement Information**

# %

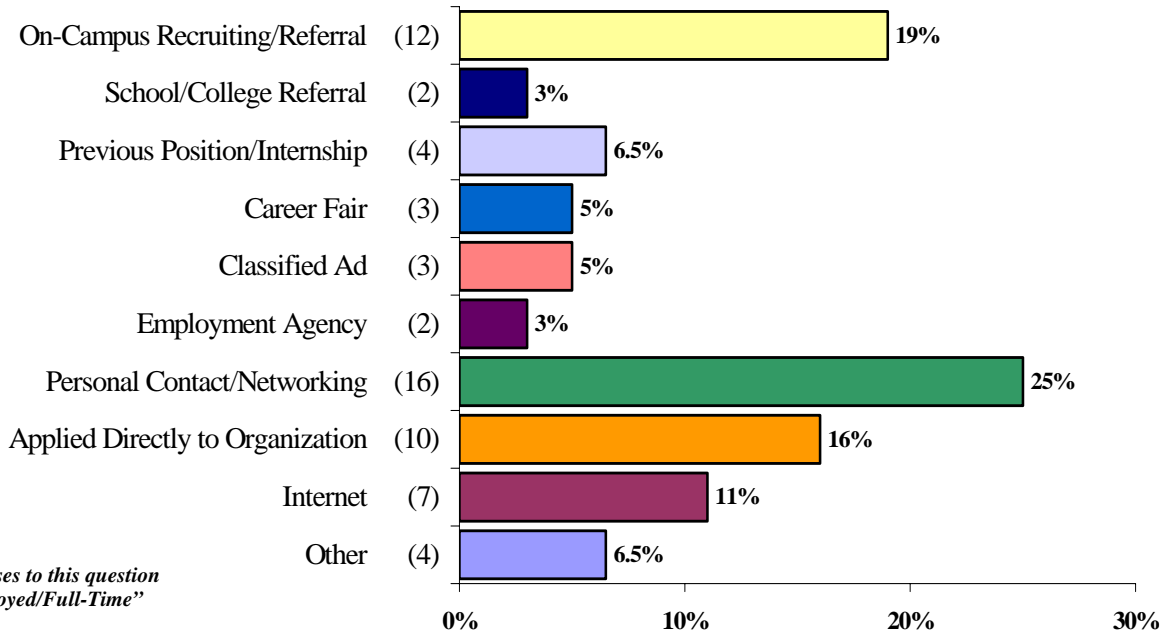
**Overview**

Employed/Full-Time *	65	81.25%
Employed/Part-Time	1	1.25%
Still Seeking Employment	5	6.25%
Not Seeking Employment	0	-
Graduate School/Full-Time	9	11.25%
<b>Total</b>	<b>80</b>	<b>100%</b>

\*Position Related to Career Goals  
Based on 62 responses



**Position Obtained Through:**



Received 63 responses to this question from the 65 "Employed/Full-Time"

# Syracuse University Center for Career Services

## SURVEY OF 2004 GRADUATES

overall summary report for

### MARTIN J. WHITMAN SCHOOL OF MANAGEMENT

This report is based upon 198 responses from December 2003, or May, June, and August 2004 bachelor's degree recipients. The total number of graduates surveyed was 310.

**OVERALL RESPONSE RATE**

**64%**

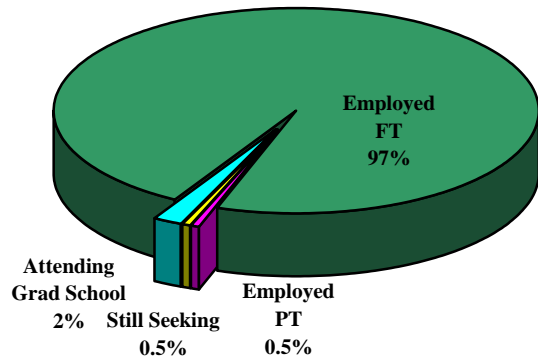
#### Placement Information

# %

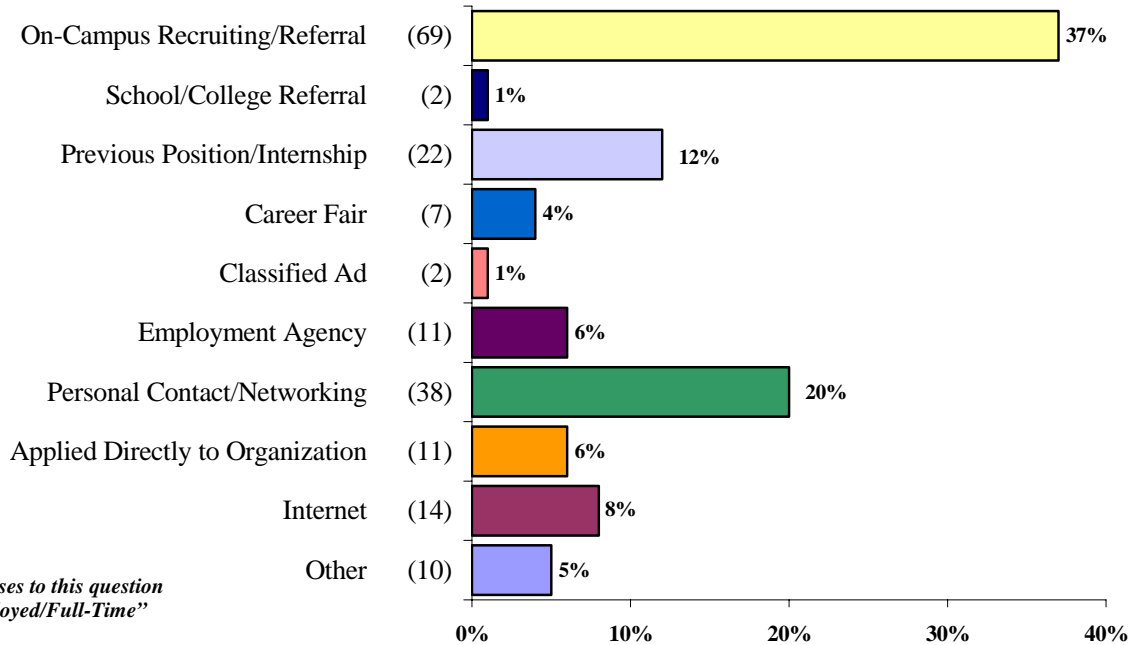
#### Overview

Employed/Full-Time *	192	97%
Employed/Part-Time	1	0.5%
Still Seeking Employment	1	0.5%
Not Seeking Employment	0	-
Graduate School/Full-Time	4	2%
<b>Total</b>	<b>198</b>	<b>100%</b>

\*Position Related to Career Goals  
Based on 181 responses



#### Position Obtained Through:



Received 186 responses to this question from the 192 "Employed/Full-Time"

# Syracuse University Center for Career Services

## SURVEY OF 2004 GRADUATES

overall summary report for

### S. I. NEWHOUSE SCHOOL OF PUBLIC COMMUNICATIONS

This report is based upon 190 responses from December 2003, or May, June, and August 2004 bachelor's degree recipients. The total number of graduates surveyed was 329.

**OVERALL RESPONSE RATE**

**58%**

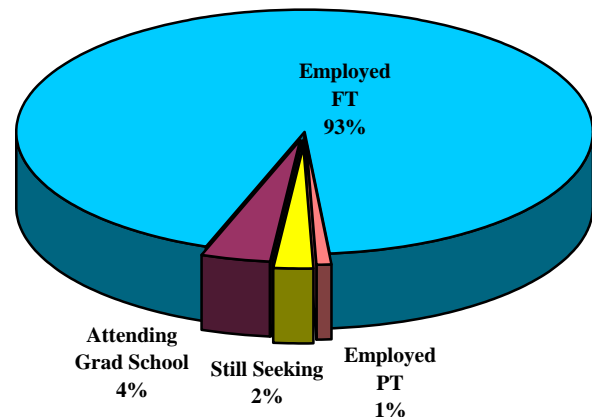
#### Placement Information

# %

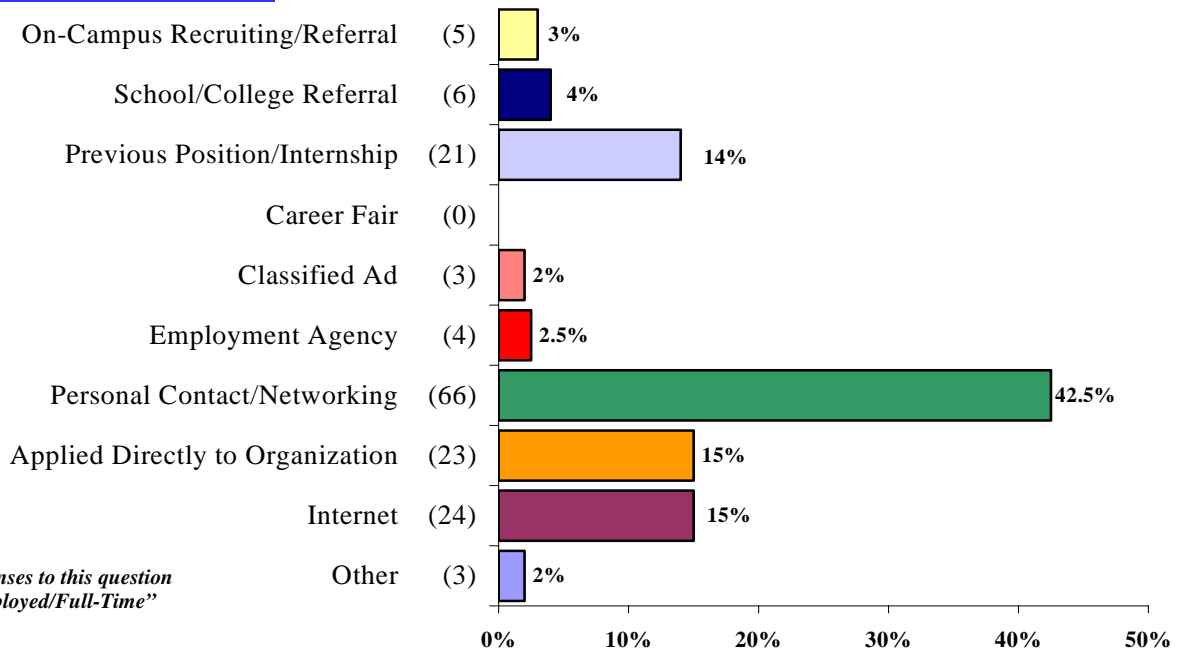
#### Overview

Employed/Full-Time *	176	93%
Employed/Part-Time	3	1%
Still Seeking Employment	4	2%
Not Seeking Employment	0	-
Graduate School/Full-Time	7	4%
<b>Total</b>	<b>190</b>	<b>100%</b>

\*Position Related to Career Goals  
Based on 165 responses



#### Position Obtained Through:



Received 155 responses to this question from the 176 "Employed/Full-Time"

**SURVEY OF 2004 GRADUATES**

*overall summary report for*

**COLLEGE OF VISUAL AND PERFORMING ARTS**

This report is based upon 167 responses from December 2003, or May, June, and August 2004 **bachelor's** degree recipients. The total number of graduates surveyed was **443**.

**OVERALL RESPONSE RATE**

**38%**

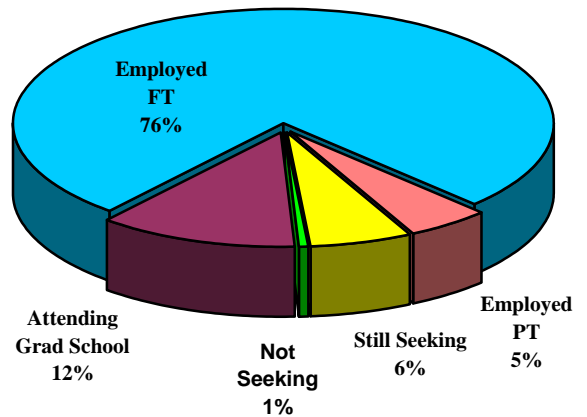
**Placement Information**

# %

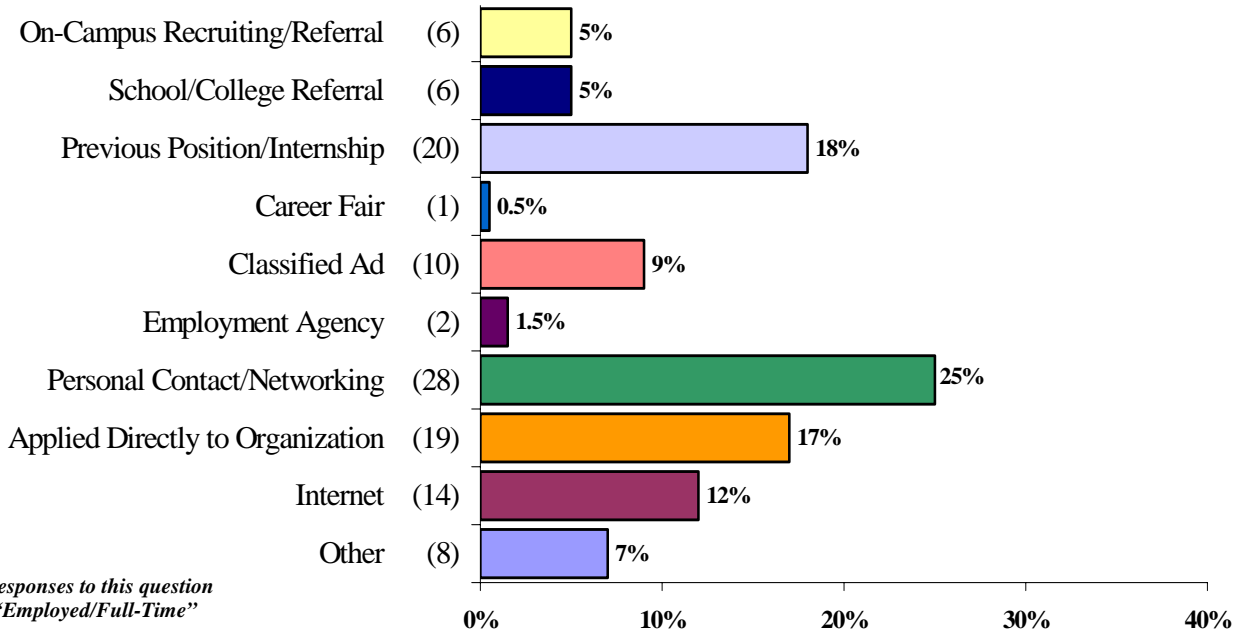
**Overview**

Employed/Full-Time *	127	76%
Employed/Part-Time	9	5%
Still Seeking Employment	10	6%
Not Seeking Employment	1	1%
Graduate School/Full-Time	20	12%
<b>Total</b>	<b>167</b>	<b>100%</b>

*\*Position Related to Career Goals  
Based on 122 responses*



**Position Obtained Through:**



*Received 114 responses to this question from the 127 "Employed/Full-Time"*

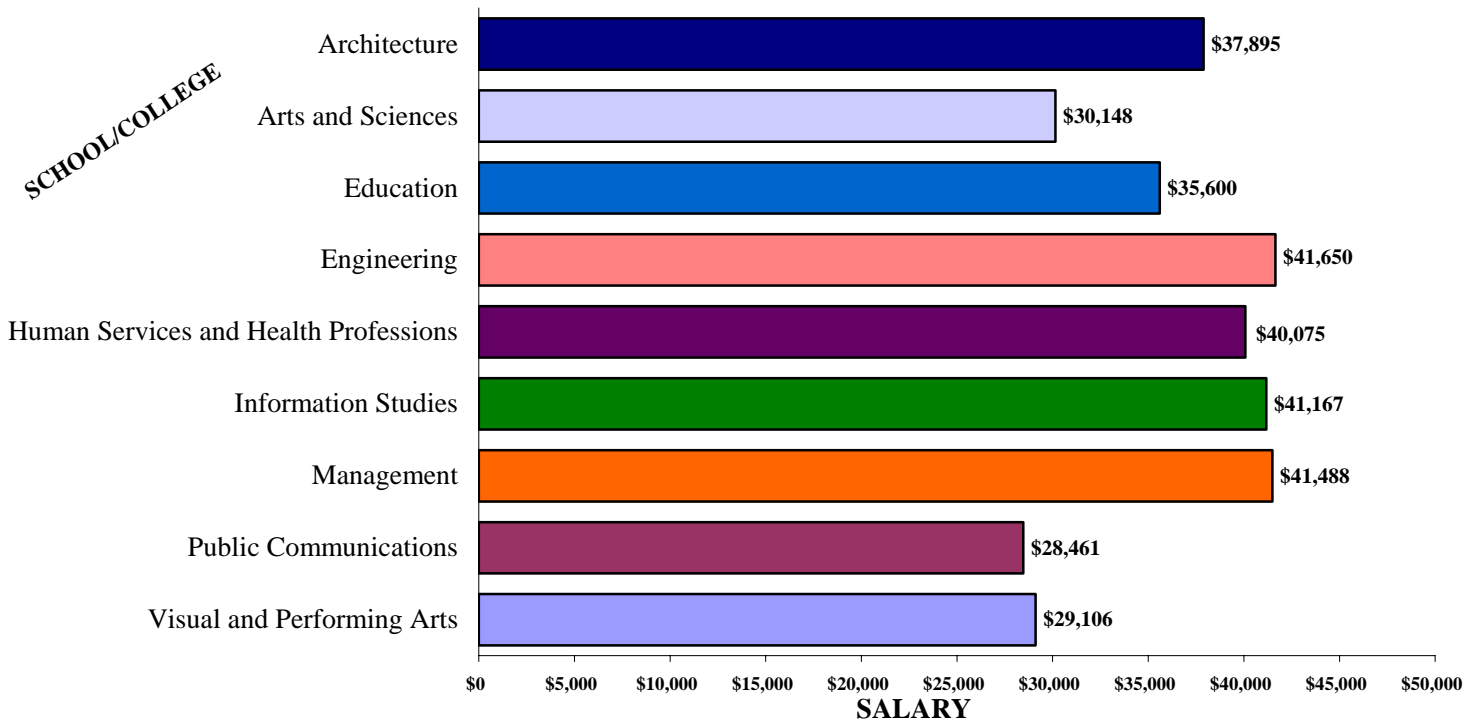
Syracuse University Center for Career Services

**SURVEY OF 2004 GRADUATES**

**AVERAGE SALARIES FOR ALL GRADUATES \$34,770**

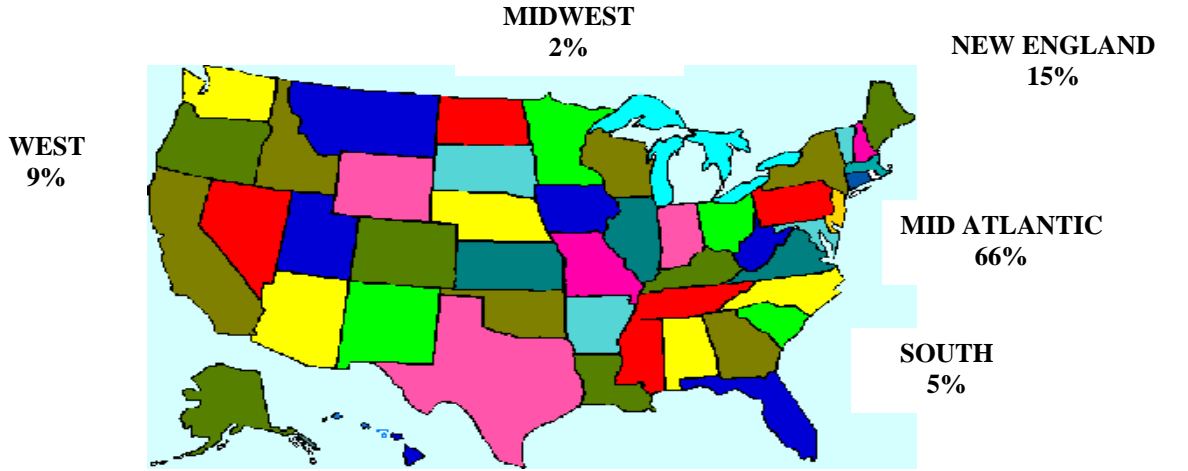
**AVERAGE YEARLY SALARY BY SCHOOL**

SCHOOL/COLLEGE	# OF SALARIES REPORTED	AVERAGE SALARY
ARCHITECTURE	24	\$37,895
ARTS AND SCIENCES	168	\$30,148
EDUCATION	5	\$35,600
ENGINEERING AND COMPUTER SCIENCE	37	\$41,650
HUMAN SERVICES AND HEALTH PROFESSIONS	24	\$40,075
INFORMATION STUDIES	51	\$41,165
MANAGEMENT	169	\$41,488
PUBLIC COMMUNICATIONS	115	\$28,461
VISUAL AND PERFORMING ARTS	75	\$29,106



**SURVEY OF 2004 GRADUATES**

**Employment Geographic Summary**

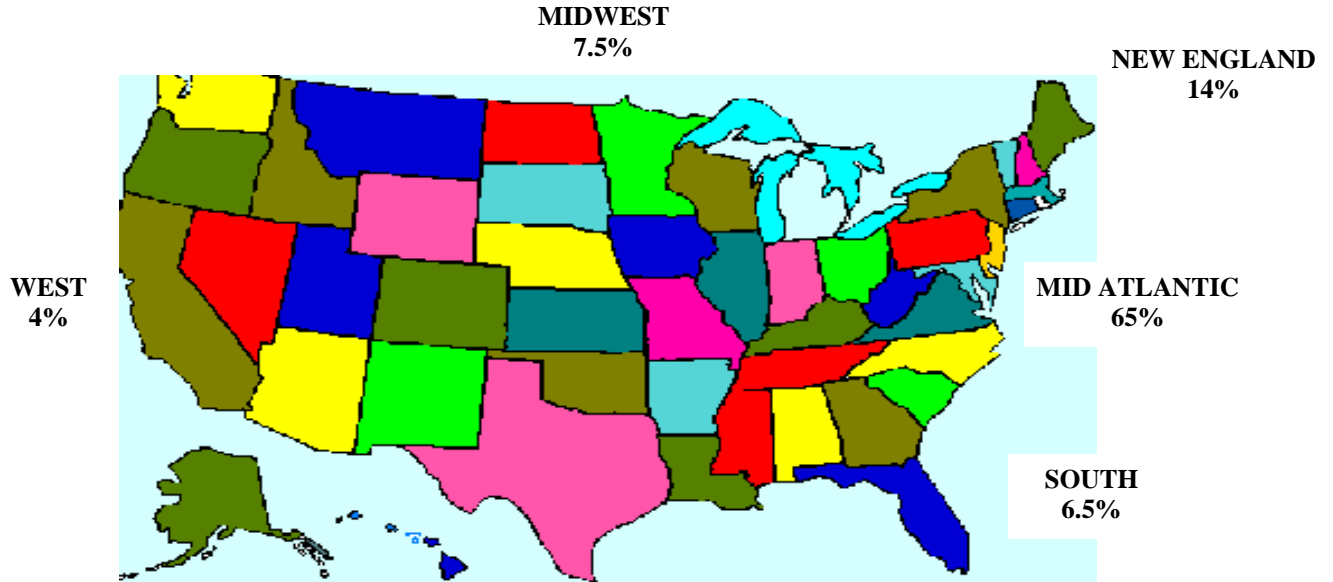


<b>NEW ENGLAND</b>	<b>130</b>	<b>15%</b>	<b>MIDWEST</b>	<b>36</b>	<b>2%</b>
CT	40	5%	IL	11	1%
MA	71	8%	IN	2	<1%
ME	7	1%	MI	4	<1%
NH	6	1%	MN	3	<1%
RI	2	<1%	MO	4	<1%
VT	4	<1%	OH	11	1%
			OK	1	<1%
<b>MID-ATLANTIC</b>	<b>570</b>	<b>66%</b>			
DC	34	4%			
MD	22	3%			
NJ	40	5%			
NY	434	49%	<b>WEST</b>	<b>83</b>	<b>9%</b>
PA	40	5%	AZ	3	<1%
			CA	47	6%
<b>SOUTH</b>	<b>50</b>	<b>5%</b>	CO	12	1.5%
FL	18	2%	HI	1	<1%
GA	8	1%	NM	1	<1%
KY	1	<1%	NV	2	<1%
LA	1	<1%	OR	1	<1%
NC	3	<1%	TX	12	1.5%
SC	1	<1%	WA	4	<1%
TN	1	<1%			
VA	17	2%			
			<b>INT'L</b>	<b>22</b>	<b>3%</b>

891 respondents who were "Employed/Full-Time" reported location

**SURVEY OF 2004 GRADUATES**

**Graduate School Geographic Summary**



<b>NEW ENGLAND</b>	<b>30</b>	<b>14%</b>	<b>MIDWEST</b>	<b>15</b>	<b>7.5%</b>
CT	4	2%	IL	3	1.5%
MA	20	9.5%	IN	2	1%
ME	1	0.5%	MI	1	0.5%
NH	5	2%	MO	3	1.5%
			MN	1	0.5%
<b>MIDATLANTIC</b>	<b>135</b>	<b>65%</b>	NE	1	0.5%
DC	6	3%	OH	4	2%
DE	3	1.5%			
MD	4	2%	<b>SOUTH</b>	<b>13</b>	<b>6.5%</b>
NJ	5	2%	AL	1	0.5%
NY	105	51%	FL	4	2%
PA	12	5.5%	LA	1	0.5%
			NC	1	0.5%
<b>WEST</b>	<b>8</b>	<b>4%</b>	SC	1	0.5%
CA	4	2%	TN	2	1%
CO	2	1%	VA	3	1.5%
TX	1	0.5%			
WA	1	0.5%			
			<b>INT'L</b>	<b>6</b>	<b>3%</b>

*All 207 respondents who were attending graduate school reported location*